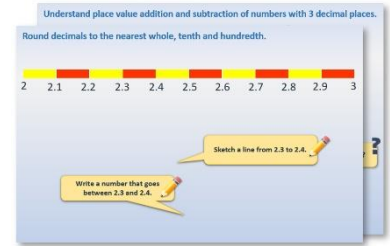


# Year 1: Week 4, Day 4


## Measuring height and length (1)

Each day covers one maths topic. It should take you about 1 hour or just a little more.

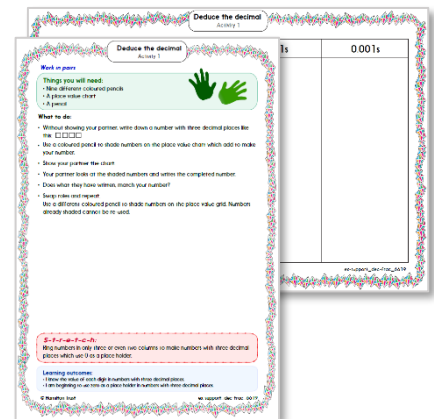
- Start by reading through the **Learning Reminders**. They come from our *PowerPoint* slides.



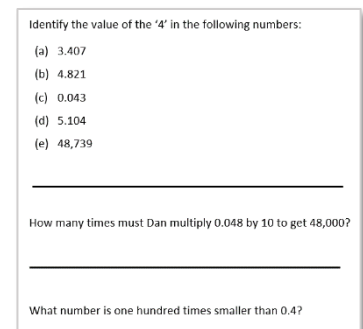
- Tackle the questions on the **Practice Sheet**. There might be a choice of either **Mild** (easier) or **Hot** (harder)! Check the answers.



- Finding it tricky? That's OK... have a go with a grown-up at **A Bit Stuck?**

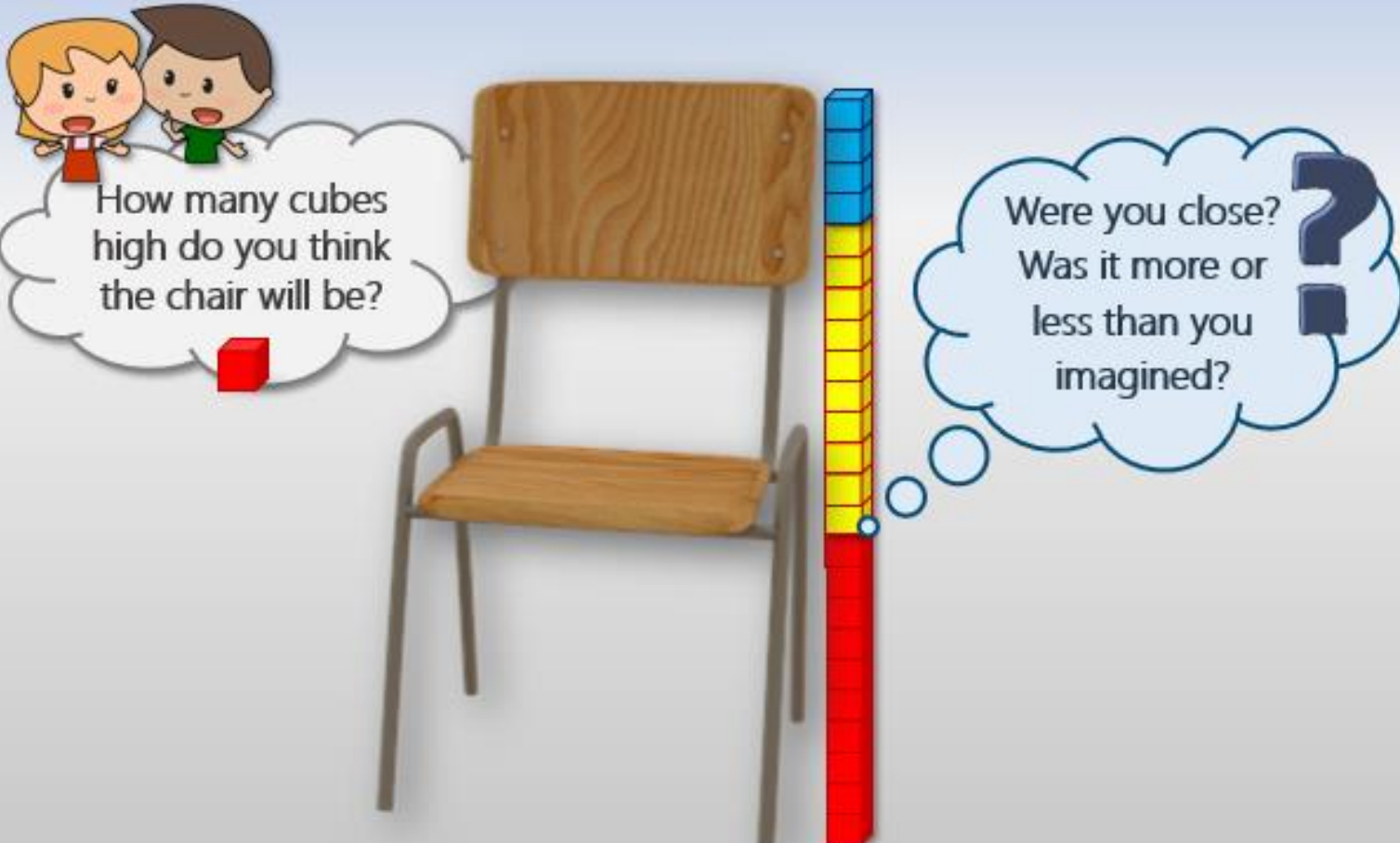


- Have I mastered the topic? A few questions to **Check your understanding**. Fold the page to hide the answers!



## Learning Reminders

Measure length/height using cubes/bricks.



How many cubes high do you think the chair will be?

Were you close?  
Was it more or less than you imagined?

The image shows a wooden chair with a metal frame. To its right is a vertical stack of 15 cubes. The bottom 5 cubes are red, the middle 5 are yellow, and the top 5 are blue. A small white circle is positioned at the top of the red section, indicating a measurement point. Two cartoon children, a girl with blonde hair and a boy with brown hair, are shown in the top left corner. A thought bubble from the girl contains the text 'How many cubes high do you think the chair will be?' and a small red cube icon. A larger thought bubble from the boy contains the text 'Were you close? Was it more or less than you imagined?' and a large question mark icon.

## Learning Reminders

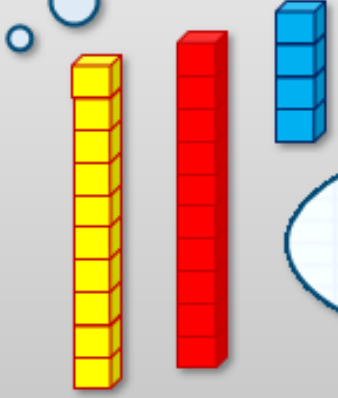
Measure length/height using cubes/bricks.

Look around the room.  
Can you find something that might be **shorter** than the chair?

Can you see anything about the **same height** as the chair?

You could use towers of cubes to check.

Remember, you must use cubes/bricks of the **same size** to make it fair.

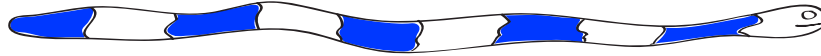


## Practice Sheet Mild

### Snake lines: measuring with small blocks/Lego bricks

Estimate how many small blocks/Lego bricks long each snake is before measuring and recording the actual length.

A.



B.



C.



D.



E.



F.



#### Challenge

Write the snakes' letters in order from longest to shortest.

## Practice Sheet Hot

Build a tower of 10 small blocks/ Lego bricks and a tower of 20 small blocks/ Lego bricks.

1. Find two things which you think are shorter than 10 bricks. Measure their heights using bricks.
2. Find two things which you think are taller than 10 bricks. Measure their heights using bricks.
3. Find two things which you think are between 10 and 20 bricks tall. Measure their heights using bricks.

How accurate were your estimates?

# Practice Sheet A swers

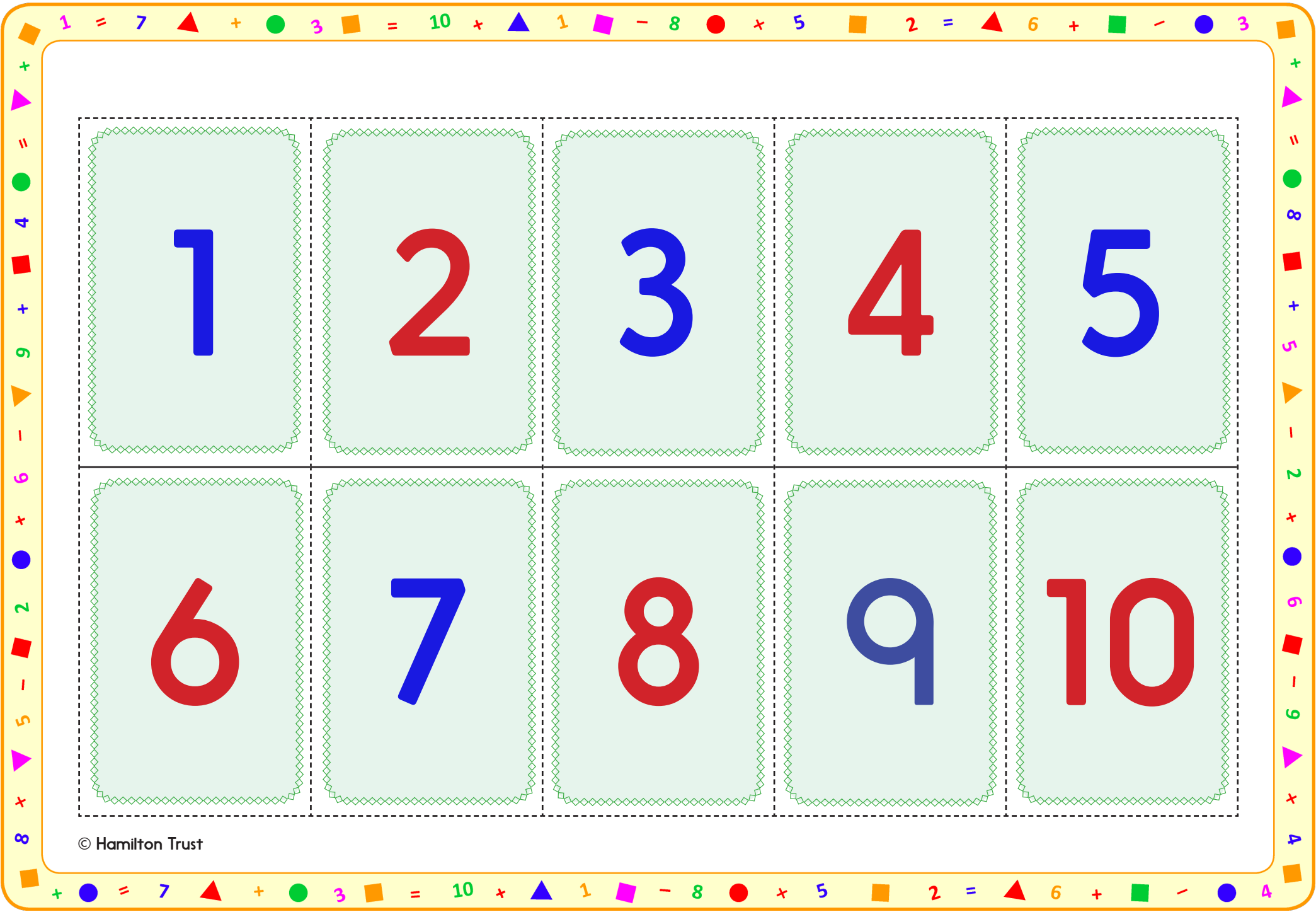
## Snake lines: Measuring with cubes (mild)

### Challenge

Write the snakes' letters in order from longest to shortest.

F, D, E, B, C, A





1	2	3	4	5
6	7	8	9	10

© Hamilton Trust



## Check your understanding

### Questions

Find a book which is...

- (a) 9 small blocks/ Lego bricks long
  - (b) more than 16 small blocks/ Lego bricks long
  - (c) between 10 and 12 small blocks/ Lego bricks long
- 

Draw the number of small blocks/ Lego bricks which will fit along your shoe length. Estimate how many of the same bricks will fit along an adult's shoe length.

Fold here to hide answers

---

## Check your understanding

### Answers

Find a book which is...

- (a) 9 bricks long
- (b) more than 16 bricks long
- (c) between 10 and 12 bricks long

Check children's strategies. Are they lining up the end of their bricks with the 'top' or 'bottom' edge of the book? Are the bricks placed straight in line with the length of the book? Do they check the number of bricks carefully?

---

Draw the number of cubes which will fit along your shoe length. See above for strategies.

Estimate how many of the same bricks will fit along an adult's shoe length. Do children's estimates reflect the larger shoe size?